

Scaled data based on original data using  
LM-79-08 Approved Method: Electrical and Photometric Measurements of Solid-  
State Lighting Products

Test Report Prepared for  
Cooper Lighting Solutions  
(formerly Eaton)

Brand: McGRAW-EDISON

Report Number: P385412

Luminaire Tested: **GWC-SA1A-722-U-SLR-HSS**

Issue Date: 3/3/2020

**Test Information**

Test Method: LM-79-08  
Report Number: P385412  
TEST IS SCALED FROM IESNA LM-79-08 TEST DATA (G2-1903-205-28)  
Test Lab: INNOVATION CENTER  
Issue Date: 3/3/2020  
Manufacturer: COOPER LIGHTING SOLUTIONS (FORMERLY EATON)  
Product Line: MCGRAW-EDISON  
Catalog Number: GWC-SA1A-722-U-SLR-HSS  
Description: GALLEON WALL LUMINAIRE  
(1) 70 CRI, 2200K, 615mA LIGHTSQUARE WITH 16 LEDS AND SPILL LIGHT  
ELIMINATOR RIGHT OPTICS WITH HOUSE SIDE SHIELD  
Light Source: -  
Ballast/Driver: ELECTRONIC DRIVER

**Summary**

Lumens per Lamp: N/A  
Luminaire Lumens: 2712 lumens  
Efficiency: N/A  
Efficacy: 79.8 lumens/watt  
Luminous Opening: Rectangular (W 0.5' x L: 0.5' x H: 0')  
IES Classification: Type IV - Medium  
BUG Rating: B0 - U0 - G1

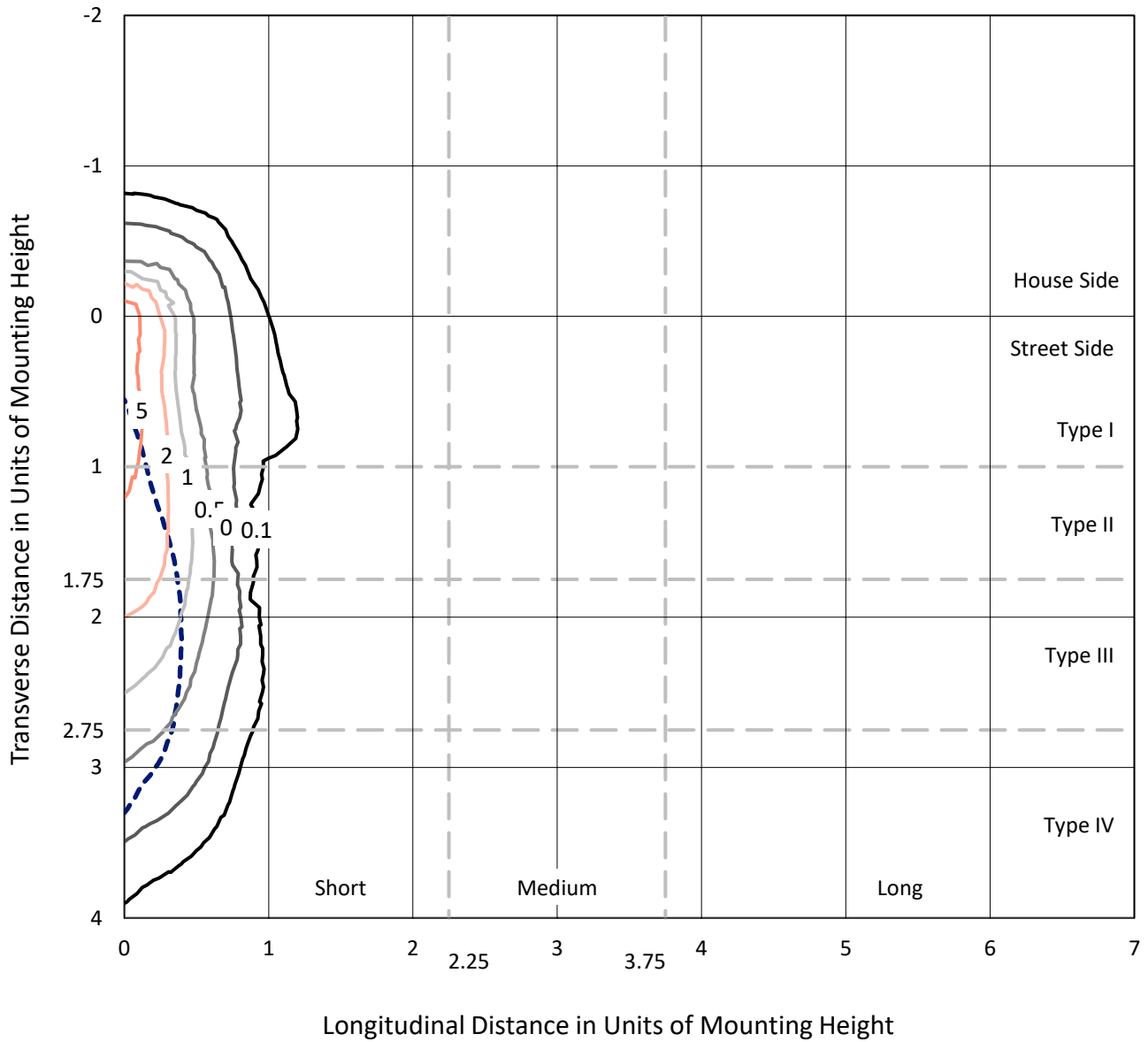
Input Watts (W): 34  
Input Voltage (V): NR  
Input Current (Ain): NR  
Voltage Rise (V): NR  
Power Factor: NR  
Total Harmonic Distortion (THDi): NR  
Frequency (hertz): 60  
Stabilization Time: NR  
Operation Time: NR  
Ambient Temperature (°C): NR  
Test Distance: 24 FT



REPORT NUMBER: P385412  
 CATALOG NUMBER: GWC-SA1A-722-U-SLR-HSS

### Iso-Footcandle Lines of Horizontal Illumination

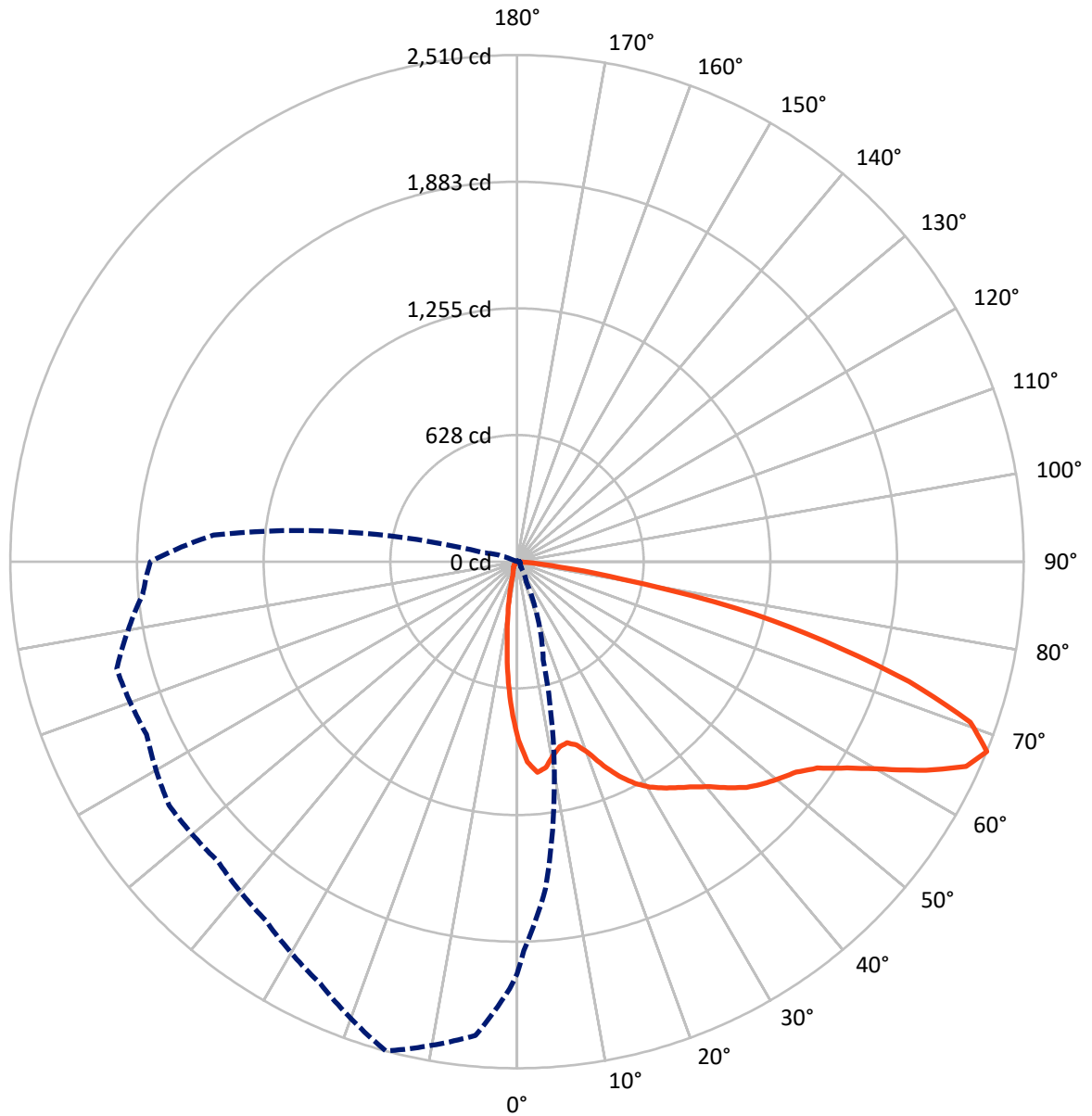
× Max cd  
 - - - 1/2 Max cd



Based on 10 foot mounting height. Maximum calculated value = 8.8 fc  
 Type IV - Medium - N/A

REPORT NUMBER: P385412  
CATALOG NUMBER: GWC-SA1A-722-U-SLR-HSS

### Luminous Intensity Polar Plot



— Vertical Plane Through 345-Deg Lateral    - - - Horizontal Cone Through 67.5-Deg Vertical

REPORT NUMBER: P385412

CATALOG NUMBER: GWC-SA1A-722-U-SLR-HSS

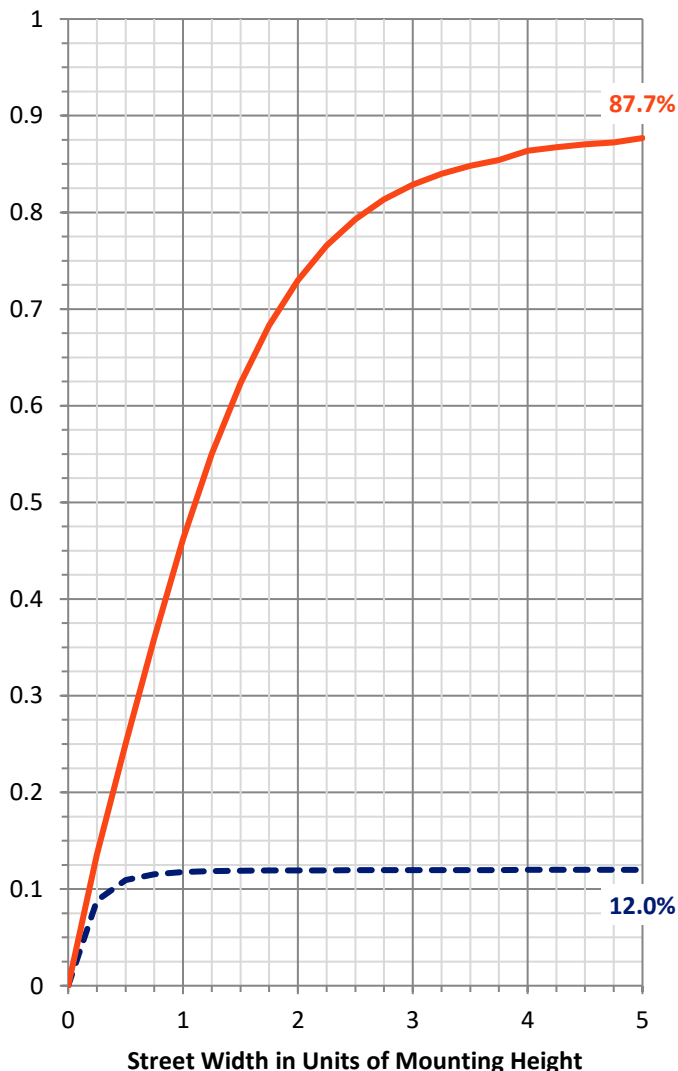
**FLUX DISTRIBUTION:**

		Downward	Upward	Total
<b>House Side</b>	Lumens	328.2	0.0	328.2
	% Fixture	12.1	0.0	12.1
<b>Street Side</b>	Lumens	2383.8	0.0	2383.8
	% Fixture	87.9	0.0	87.9
<b>Total</b>	Lumens	2712.0	0.0	2712.0
	% Fixture	100.0	0.0	100.0

**ZONAL LUMENS:**

Zone	Lumens	% Fixture
0°-10°	67.8	2.5
10°-20°	135.0	5.0
20°-30°	191.6	7.1
30°-40°	283.1	10.4
40°-50°	408.2	15.1
50°-60°	573.1	21.1
60°-70°	668.1	24.6
70°-80°	341.5	12.6
80°-90°	43.6	1.6
90°-100°	0.0	0.0
100°-110°	0.0	0.0
110°-120°	0.0	0.0
120°-130°	0.0	0.0
130°-140°	0.0	0.0
140°-150°	0.0	0.0
150°-160°	0.0	0.0
160°-170°	0.0	0.0
170°-180°	0.0	0.0
0°-90°	2712.0	100.0
0°-180°	2712.0	100.0

**Coefficient of Utilization**



REPORT NUMBER: P385412

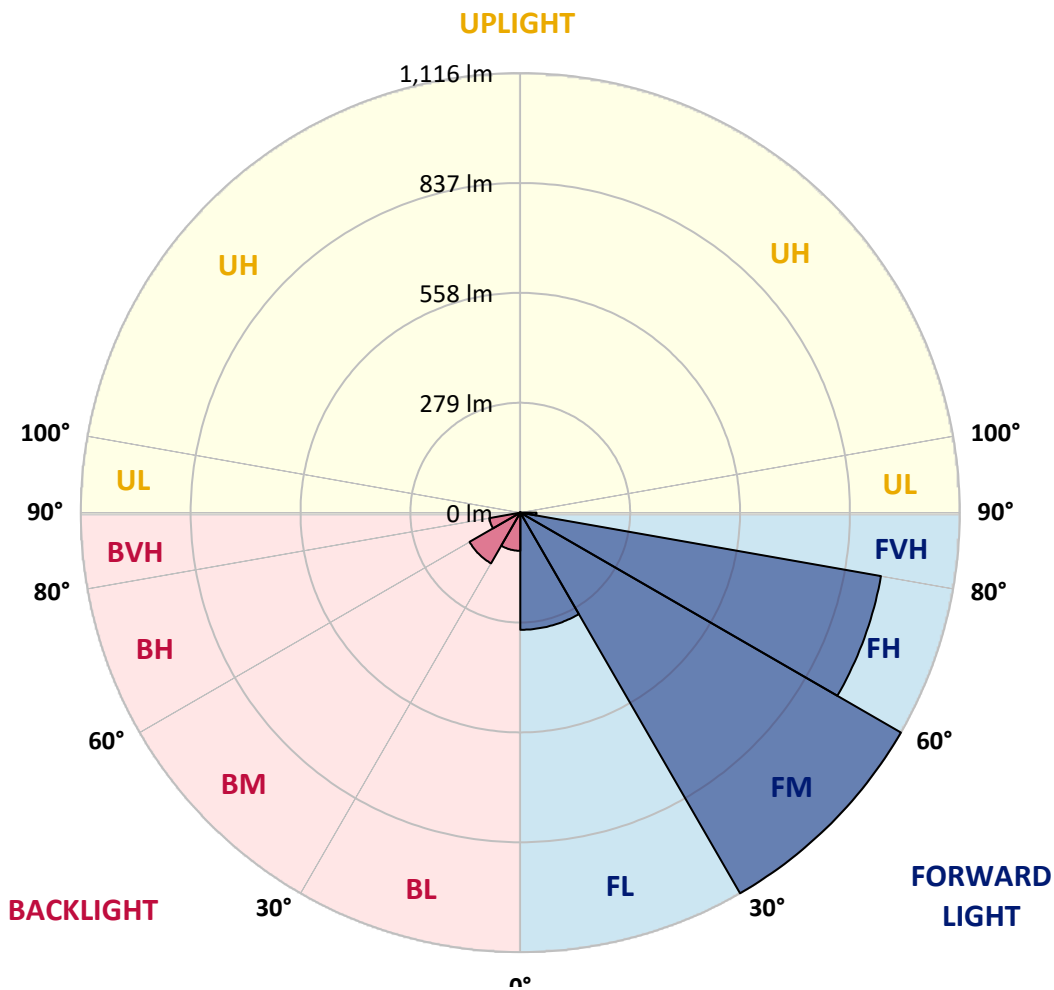
CATALOG NUMBER: GWC-SA1A-722-U-SLR-HSS

**LUMINAIRE CLASSIFICATION SYSTEM LUMEN TABLE AND BUG RATING:**

Zone	Lumens	% Fixture	Zone Rating/Lumen Limit		
			B	U	G
FL (0°-30°)	297.5	11.0			
FM (30°-60°)	1115.8	41.1			
FH (60°-80°)	929.6	34.3			G1/1800
FVH (80°-90°)	41.0	1.5			G1/100
BL (0°-30°)	97.0	3.6	B0/110		
BM (30°-60°)	148.6	5.5	B0/220		
BH (60°-80°)	80.0	2.9	B0/110		G0/110
BVH (80°-90°)	2.6	0.1			G0/10
UL (90°-100°)	0.0	0.0		U0/0	
UH (100°-180°)	0.0	0.0		U0/0	

**BUG Rating: B0-U0-G1**

Type IV Medium





REPORT NUMBER: P385412

CATALOG NUMBER: GWC-SA1A-722-U-SLR-HSS

**CANDELA DISTRIBUTION (FULL):**

	0°	1°	5°	15°	25°	35°	45°	55°	65°	75°	85°
0°	883.4	883.4	883.4	883.4	883.4	883.4	883.4	883.4	883.4	883.4	883.4
2.5°	967.3	959.9	951.7	924.8	899.9	871.4	848.1	831.9	811.6	785.3	778.6
5°	960.4	952.4	926.6	866.9	814.6	763.7	714.6	685.8	650.1	613.9	604.9
7.5°	890.6	882.3	845.0	763.2	692.8	619.3	555.5	516.1	475.8	442.6	425.0
10°	818.0	808.9	767.0	667.7	581.0	514.6	467.8	430.2	392.0	356.5	328.3
12.5°	768.1	756.1	710.6	598.1	522.5	477.4	433.7	388.7	337.0	299.0	267.9
15°	747.1	733.5	685.4	571.2	501.8	448.9	392.0	336.6	276.1	232.5	204.0
17.5°	763.3	745.6	694.0	569.4	475.9	403.8	331.9	266.9	201.2	157.1	136.8
20°	818.3	795.0	729.6	568.9	444.4	350.2	259.0	185.5	132.6	106.6	96.0
22.5°	904.9	874.2	780.8	573.0	411.9	294.0	187.1	126.0	99.6	86.1	79.8
25°	1009.5	973.9	854.4	587.5	383.4	239.2	135.9	99.6	84.0	74.1	68.9
27.5°	1108.9	1080.0	947.4	608.5	361.3	195.0	110.4	84.4	71.8	65.3	61.0
30°	1208.2	1171.9	1042.9	633.4	334.7	165.1	97.0	77.0	64.4	57.4	54.7
32.5°	1280.4	1250.2	1117.6	651.4	306.3	145.6	86.7	70.4	60.1	53.1	49.1
35°	1365.4	1331.2	1181.8	655.4	288.1	133.2	78.0	63.3	52.2	45.9	41.6
37.5°	1457.1	1414.6	1255.8	646.6	273.8	127.2	71.4	60.1	48.7	42.3	37.8
40°	1558.6	1510.5	1326.8	634.0	259.8	125.1	66.4	57.7	46.0	39.4	34.8
42.5°	1665.5	1608.8	1388.4	620.8	250.9	118.1	65.9	55.2	43.9	36.9	32.2
45°	1755.3	1697.9	1451.6	616.4	244.6	110.4	68.1	53.6	42.5	34.8	30.3
47.5°	1826.9	1772.5	1516.3	626.2	241.0	103.3	62.1	55.8	41.8	33.0	28.7
50°	1912.3	1850.8	1607.5	655.4	235.8	96.2	56.1	63.9	41.8	31.9	27.2
52.5°	2019.4	1958.6	1709.3	700.6	225.2	86.5	50.5	64.0	42.1	30.3	25.4
55°	2154.2	2110.0	1854.6	750.2	208.4	72.1	43.7	55.0	40.6	27.5	23.8
57.5°	2283.5	2247.4	1987.1	784.1	185.9	56.3	38.0	44.3	37.1	24.2	21.2
59°	2318.8	2279.4	2035.6	785.7	169.1	49.1	35.2	36.6	36.4	22.6	19.7
60°	2318.8	2276.9	2049.6	777.4	156.9	45.1	33.4	32.6	37.9	21.6	18.8
62.5°	2276.8	2218.0	2004.2	721.8	128.0	38.4	29.2	27.0	34.0	19.4	16.6
65°	2189.4	2103.7	1849.2	621.2	114.1	35.2	25.2	22.1	23.6	17.1	14.5
67.5°	2043.7	1927.6	1625.8	501.8	108.6	34.3	21.7	18.8	17.9	14.6	12.7
70°	1787.2	1658.3	1354.6	394.6	103.8	33.9	18.2	15.8	14.4	12.3	10.8
72.5°	1300.7	1166.3	961.7	308.5	101.0	34.7	14.6	13.2	11.8	9.6	8.4
75°	744.0	656.0	540.5	203.8	86.1	33.1	11.3	11.0	8.5	6.9	5.8
77.5°	384.4	372.7	323.9	78.2	41.2	14.5	7.5	6.4	5.0	4.2	3.5
80°	165.9	164.1	142.0	22.6	10.9	8.1	4.2	2.7	2.3	1.8	1.4
82.5°	57.3	57.3	50.5	7.6	4.9	4.0	0.5	0.0	0.0	0.0	0.0
85°	11.6	13.0	9.1	0.0	1.7	0.0	0.0	0.0	0.0	0.0	0.0
87.5°	0.0	0.0	0.0	0.0	0.0	0.0	0.0	0.0	0.0	0.0	0.0
90°	0.0	0.0	0.0	0.0	0.0	0.0	0.0	0.0	0.0	0.0	0.0



REPORT NUMBER: P385412  
 CATALOG NUMBER: GWC-SA1A-722-U-SLR-HSS

**CANDELA DISTRIBUTION (continued):**

	90°	95°	105°	115°	125°	135°	145°	155°	165°	175°	180°
0°	883.4	883.4	883.4	883.4	883.4	883.4	883.4	883.4	883.4	883.4	883.4
2.5°	770.5	754.9	753.9	744.2	732.0	726.4	723.2	728.9	735.8	736.6	747.0
5°	598.1	581.8	588.6	571.2	574.7	571.2	565.6	566.6	569.7	560.0	572.0
7.5°	420.0	407.7	415.5	410.9	417.0	419.5	416.0	410.9	395.7	393.9	404.3
10°	316.6	302.6	294.2	285.5	287.4	291.4	290.1	286.4	276.7	277.3	287.3
12.5°	254.4	238.7	222.1	200.7	195.4	198.4	195.4	193.2	184.0	184.8	193.6
15°	193.0	180.1	162.8	145.6	136.2	137.1	128.9	123.1	117.3	110.4	115.8
17.5°	130.3	122.4	117.3	112.2	101.0	98.4	88.0	76.8	72.5	69.3	71.6
20°	92.2	88.0	86.0	85.7	79.3	76.1	65.9	59.0	56.8	56.1	57.6
22.5°	77.1	74.0	71.0	69.4	66.2	62.4	54.7	51.3	49.7	49.0	50.0
25°	67.1	64.8	61.7	58.8	57.6	53.6	48.1	45.5	44.5	43.7	44.2
27.5°	59.6	57.6	54.0	52.2	51.1	47.7	42.9	40.9	40.0	39.7	39.6
30°	53.7	51.8	48.4	46.4	44.6	41.5	38.7	36.6	35.7	35.5	35.2
32.5°	47.8	46.3	44.1	42.0	40.1	37.3	34.8	33.1	31.7	31.5	31.3
35°	40.3	38.8	37.6	37.5	35.7	33.0	31.2	29.0	27.9	27.5	27.6
37.5°	35.8	33.8	31.2	32.1	31.6	29.7	27.2	25.1	23.9	23.6	23.6
40°	33.0	30.8	27.9	26.3	27.9	27.5	23.6	21.5	20.3	20.2	19.9
42.5°	30.3	28.1	24.8	22.2	23.0	24.2	20.4	18.4	17.2	17.0	16.6
45°	28.4	26.1	22.4	19.4	17.9	20.3	17.5	14.9	14.3	13.7	13.5
47.5°	26.6	24.4	20.2	16.8	14.3	14.6	14.0	12.2	11.4	10.9	10.8
50°	25.1	22.7	18.2	14.4	11.8	10.8	11.3	9.6	9.0	8.5	8.2
52.5°	23.3	21.1	16.2	12.5	9.9	8.5	8.6	7.6	6.9	6.6	6.4
55°	21.8	19.7	14.5	10.9	8.7	6.9	6.2	5.9	5.5	5.3	5.1
57.5°	19.9	17.9	12.8	9.3	7.5	5.7	4.8	4.8	4.6	4.4	4.2
59°	18.8	17.0	11.8	8.4	6.8	4.9	4.2	4.4	4.2	4.0	3.9
60°	17.9	16.2	11.0	7.7	6.4	4.5	3.9	4.1	4.0	3.7	3.6
62.5°	15.8	14.6	9.5	6.4	5.7	3.6	3.2	3.5	3.5	3.3	3.2
65°	13.9	12.6	8.1	5.4	5.3	3.1	2.6	3.1	3.2	3.0	2.7
67.5°	12.1	10.8	7.1	4.4	4.9	2.4	1.9	2.6	3.5	2.7	2.4
70°	10.3	9.0	5.5	3.5	5.1	1.7	1.5	2.3	4.1	3.0	2.3
72.5°	8.0	6.9	3.9	2.6	5.5	1.2	1.2	1.9	4.6	3.2	2.2
75°	5.5	4.5	2.3	1.5	4.5	0.8	0.8	1.8	4.4	3.0	2.1
77.5°	3.2	2.4	0.8	0.1	2.3	0.0	0.1	1.3	3.1	1.8	0.9
80°	1.2	0.5	0.0	0.0	1.4	0.0	0.0	0.0	0.3	0.0	0.0
82.5°	0.0	0.0	0.0	0.0	0.0	0.0	0.0	0.0	0.0	0.0	0.0
85°	0.0	0.0	0.0	0.0	0.0	0.0	0.0	0.0	0.0	0.0	0.0
87.5°	0.0	0.0	0.0	0.0	0.0	0.0	0.0	0.0	0.0	0.0	0.0
90°	0.0	0.0	0.0	0.0	0.0	0.0	0.0	0.0	0.0	0.0	0.0





REPORT NUMBER: P385412  
 CATALOG NUMBER: GWC-SA1A-722-U-SLR-HSS

**CANDELA DISTRIBUTION (continued):**

	185°	195°	205°	215°	225°	235°	245°	255°	265°	270°	275°
0°	883.4	883.4	883.4	883.4	883.4	883.4	883.4	883.4	883.4	883.4	883.4
2.5°	749.7	767.0	782.6	806.1	834.0	866.1	893.7	923.4	951.3	962.8	970.8
5°	574.4	595.9	620.9	655.5	701.5	758.2	811.2	871.2	935.7	968.0	998.3
7.5°	406.1	428.0	459.1	495.8	551.4	618.9	688.3	771.1	858.5	909.5	959.7
10°	292.0	318.9	347.9	398.2	454.7	518.7	590.1	682.6	780.0	836.5	897.0
12.5°	198.8	229.3	273.3	329.6	396.0	458.7	520.7	609.0	722.1	778.1	843.0
15°	119.2	136.2	182.7	247.8	329.3	407.4	475.4	563.9	684.4	753.0	820.5
17.5°	73.5	81.3	106.6	160.1	245.7	344.5	437.6	548.6	689.8	773.3	845.5
20°	58.6	61.7	69.8	94.6	162.8	275.1	395.1	545.5	733.9	836.7	914.1
22.5°	50.9	53.8	59.2	68.7	102.4	206.0	354.7	548.4	797.1	931.6	1022.1
25°	44.8	47.4	52.5	60.4	75.0	145.1	311.6	560.9	879.4	1049.4	1145.5
27.5°	40.1	42.3	47.0	54.2	64.4	101.2	262.6	576.2	977.1	1169.9	1264.8
30°	35.7	37.6	41.9	48.6	55.9	77.9	208.9	586.6	1074.9	1264.8	1349.9
32.5°	32.0	33.4	37.3	42.9	48.6	62.1	158.8	585.0	1147.5	1343.6	1411.2
35°	28.1	29.6	32.9	37.8	42.3	51.3	124.9	553.7	1210.7	1425.5	1481.4
37.5°	23.9	25.7	28.9	33.3	36.4	45.1	101.0	516.1	1274.8	1519.0	1559.6
40°	20.3	22.1	24.9	29.7	31.6	42.8	77.6	470.2	1346.9	1623.6	1645.4
42.5°	16.8	18.5	21.5	25.6	29.8	36.9	57.4	417.8	1416.1	1713.0	1723.7
45°	13.6	15.3	18.4	22.5	31.9	30.6	44.5	361.7	1472.0	1787.4	1790.9
47.5°	10.8	12.3	15.5	21.2	29.7	24.4	31.7	317.6	1518.9	1845.5	1836.4
50°	8.4	9.6	13.0	24.3	26.0	20.2	24.0	303.0	1560.9	1881.5	1857.8
52.5°	6.6	7.7	10.7	22.7	20.2	16.7	20.2	316.7	1618.5	1911.3	1869.9
55°	5.3	6.4	8.4	13.0	13.7	14.1	17.2	329.6	1717.8	1981.2	1941.2
57.5°	4.4	5.5	6.8	9.1	10.4	11.9	15.3	331.0	1834.8	2097.3	2059.5
59°	4.0	5.0	6.2	8.1	9.1	10.9	14.4	323.3	1876.1	2139.6	2120.7
60°	3.7	4.8	5.8	7.5	8.5	10.3	13.9	315.9	1877.9	2138.0	2146.8
62.5°	3.2	4.2	5.1	6.3	7.2	8.7	12.5	288.8	1801.8	2068.0	2131.1
65°	2.8	3.7	4.6	5.4	6.2	7.8	11.3	239.4	1671.9	1955.1	2023.8
67.5°	2.6	3.2	4.2	4.8	5.5	6.9	10.0	170.6	1509.6	1817.0	1861.5
70°	2.3	3.1	3.9	4.4	5.0	6.0	8.6	98.0	1274.8	1614.7	1646.5
72.5°	2.2	3.0	3.5	4.1	4.5	5.4	7.8	46.1	933.4	1293.5	1376.4
75°	1.9	2.7	3.2	3.9	4.2	4.9	6.7	22.1	620.8	936.1	1030.3
77.5°	1.2	2.2	3.0	3.5	3.7	4.2	5.5	12.7	396.2	647.9	763.2
80°	0.0	0.8	2.2	3.0	3.2	3.6	4.2	10.0	212.0	370.2	444.3
82.5°	0.0	0.0	1.5	2.3	2.2	2.4	3.2	6.3	95.6	241.9	272.6
85°	0.0	0.0	0.5	1.8	1.5	1.2	2.2	2.2	20.9	122.4	152.8
87.5°	0.0	0.0	0.0	0.1	0.8	0.5	0.9	0.3	0.1	9.1	37.0
90°	0.0	0.0	0.0	0.0	0.0	0.0	0.0	0.0	0.0	0.0	0.0



REPORT NUMBER: P385412

CATALOG NUMBER: GWC-SA1A-722-U-SLR-HSS

**CANDELA DISTRIBUTION (continued):**

	285°	295°	305°	315°	325°	335°	345°	355°	359°	360°
0°	883.4	883.4	883.4	883.4	883.4	883.4	883.4	883.4	883.4	883.4
2.5°	998.7	1008.2	1024.2	1031.8	1028.1	1012.3	993.4	974.1	962.8	967.3
5°	1060.1	1109.0	1137.3	1146.7	1131.0	1095.5	1049.2	988.0	966.3	960.4
7.5°	1060.1	1152.2	1210.5	1220.8	1185.9	1116.4	1029.4	933.9	902.2	890.6
10°	1022.8	1148.2	1229.6	1245.9	1197.0	1093.1	976.6	867.6	830.0	818.0
12.5°	980.8	1115.8	1201.5	1224.0	1183.9	1070.0	940.0	822.8	778.5	768.1
15°	955.0	1076.0	1146.9	1163.3	1146.3	1056.5	931.2	809.3	757.1	747.1
17.5°	964.2	1045.2	1070.8	1080.3	1091.7	1051.7	955.0	838.8	772.8	763.3
20°	999.1	1012.7	999.4	1011.4	1042.2	1056.4	1011.7	910.3	831.0	818.3
22.5°	1058.2	995.8	958.7	963.5	1001.0	1071.7	1098.2	1012.3	920.8	904.9
25°	1127.0	1009.5	936.1	931.9	970.4	1091.8	1177.4	1123.3	1027.1	1009.5
27.5°	1213.6	1040.0	931.5	927.2	959.7	1110.7	1243.2	1233.0	1139.0	1108.9
30°	1280.4	1070.1	945.2	935.5	970.4	1123.8	1296.0	1326.2	1228.1	1208.2
32.5°	1328.4	1105.6	967.6	953.5	1000.5	1146.4	1336.7	1411.5	1310.6	1280.4
35°	1364.8	1144.1	1003.7	980.4	1041.8	1180.7	1374.9	1502.3	1398.4	1365.4
37.5°	1399.0	1198.2	1060.1	1032.3	1106.7	1236.0	1415.2	1605.4	1496.5	1457.1
40°	1446.7	1259.5	1147.1	1122.4	1215.8	1311.3	1465.6	1712.8	1608.2	1558.6
42.5°	1494.4	1325.3	1236.1	1242.8	1351.9	1402.7	1530.6	1826.3	1718.4	1665.5
45°	1537.9	1393.1	1362.9	1393.8	1478.2	1503.1	1595.2	1892.0	1806.4	1755.3
47.5°	1576.7	1477.9	1489.0	1571.1	1621.8	1593.9	1643.5	1948.7	1872.0	1826.9
50°	1621.8	1587.6	1655.1	1771.2	1787.2	1676.2	1687.5	2015.7	1948.5	1912.3
52.5°	1671.1	1703.3	1839.1	1941.5	1936.3	1765.4	1731.7	2090.9	2053.5	2019.4
55°	1727.2	1796.7	2001.1	2100.8	2096.4	1865.1	1804.9	2183.8	2185.1	2154.2
57.5°	1810.3	1877.1	2111.1	2229.6	2237.0	1980.3	1929.0	2287.8	2304.0	2283.5
59°	1869.9	1929.3	2154.6	2283.5	2313.3	2069.3	2019.7	2348.2	2337.6	2318.8
60°	1914.1	1962.4	2176.2	2311.6	2357.6	2129.7	2086.6	2383.7	2341.5	2318.8
62.5°	2023.4	2034.6	2215.1	2343.5	2408.6	2263.8	2275.0	2444.1	2313.9	2276.8
65°	2074.4	2080.2	2214.6	2286.4	2359.3	2368.3	2445.9	2445.9	2246.5	2189.4
67.5°	2053.1	2025.2	2104.8	2097.3	2170.0	2306.2	2510.1	2356.2	2117.5	2043.7
70°	1879.7	1772.4	1737.1	1740.3	1795.9	2006.0	2382.9	2092.3	1873.4	1787.2
72.5°	1564.0	1306.6	1219.4	1319.0	1333.5	1541.6	2030.8	1575.7	1381.5	1300.7
75°	1257.9	921.1	779.2	884.3	909.0	1128.2	1570.9	981.3	807.0	744.0
77.5°	903.7	661.2	559.1	551.8	583.7	715.5	1114.7	493.9	411.9	384.4
80°	513.4	435.2	468.6	442.1	458.2	447.4	529.6	216.6	177.4	165.9
82.5°	309.9	257.2	278.5	231.9	293.4	255.5	204.0	69.4	60.3	57.3
85°	201.6	140.6	73.2	49.1	101.1	163.3	45.6	18.9	14.5	11.6
87.5°	69.5	35.8	3.6	1.5	10.8	30.4	1.7	0.0	0.0	0.0
90°	0.0	0.0	0.0	0.0	0.0	0.0	0.0	0.0	0.0	0.0

Signify Classified - Internal  
Cooper Lighting Solutions Photometric Lab  
1121 Highway 74 South  
Peachtree City, GA 30269

Scaled Data Report



Report Generated By 670245982

Signify Classified - Internal  
Cooper Lighting Solutions Photometric Lab  
1121 Highway 74 South  
Peachtree City, GA 30269

Scaled Data Report



Signify Classified - Internal  
Cooper Lighting Solutions Photometric Lab  
1121 Highway 74 South  
Peachtree City, GA 30269

Scaled Data Report



Signify Classified - Internal  
Cooper Lighting Solutions Photometric Lab  
1121 Highway 74 South  
Peachtree City, GA 30269

Scaled Data Report





--- HS — SS

Signify Classified - Internal  
Cooper Lighting Solutions Photometric Lab  
1121 Highway 74 South  
Peachtree City, GA 30269

Scaled Data Report



u



Signify Classified - Internal  
Cooper Lighting Solutions Photometric Lab  
1121 Highway 74 South  
Peachtree City, GA 30269

Scaled Data Report



Signify Classified - Internal  
Cooper Lighting Solutions Photometric Lab  
1121 Highway 74 South  
Peachtree City, GA 30269

Scaled Data Report



Signify Classified - Internal  
Cooper Lighting Solutions Photometric Lab  
1121 Highway 74 South  
Peachtree City, GA 30269

Scaled Data Report



Signify Classified - Internal  
Cooper Lighting Solutions Photometric Lab  
1121 Highway 74 South  
Peachtree City, GA 30269

Scaled Data Report



(END OF REPORT)